



CHRISTIE DOWNS PRIMARY SCHOOL NEWSLETTER



Book week

IMPORTANT DATES FOR TERM 3 2023

5/9
Week 7 Tuesday
School Photos

7/9
Week 7 Thursday
Hopgood Performance

8/9
Week 7 Friday
Pupil Free Day

22/9
Week 9 Friday
School Open for 50 Year Tours

29/9
Week 10 Friday
Last Day of Term 3
Celebration Assembly 50 Years Early Dismissal

*Dream
Believe
Achieve*

On Monday the 21st of August we had our Book Week parade. All the students looked amazing in their costumes! It was great to see so many parents come to see the parade. Here are a few photos of our amazing students.



LEADERSHIP TEAM :

Principal: Gail Evans
Senior Leader 1 Engagement for Learning and Well Being: Todd McGrath
Senior Leader 1 Disability Unit: Leanne Jacobs
Student Wellbeing Leader: Jo Swift

Elizabeth Road, Christie Downs, SA 5164
Tel: (08) 8382 3266
Fax: (08) 8382 2205

Banksia 4



"As part of our Earth/space science learning in Banksia 4, our class has been creating pieces of art using various mediums and tools. Over the last few weeks, Brodie, Jordan, Jackson, JJ, Makai, Darryl, Eric and Tyler have been participating in art tasks, creating a class display of different planets in our Solar system. We made these using polystyrene balls stuck on the end of a pencil and applied different coloured paint using a brush.

We have also created our own space art, using colourful painted planets cut out of white paper and stuck on a black background. We then added dots for stars using cotton buds and white paint.

In Banksia 4 the art we create is linked to other parts of the curriculum, be it our weekly sound and letter in literacy, or like in this case, our science focus.

We hope you like our artwork!

Howie Collins - class teacher



Jacaranda 3

" In Jacaranda 3 this term we have been getting very creative. In numeracy we have been focusing on shapes and measurement. Students have looked at the shapes of objects and their features and comparing the sizes of objects to determine which ones are bigger or smaller. We have also been learning about directional terms and how we can use them to locate and find objects.

In literacy this term we have been completing activities that have incorporated our sounds of the week. These activities have involved tracing letters and words, making letters using manipulatives and letter themed sensory and arts and craft activities. We have practiced following procedures in our cooking and garden lessons while both following recipes in the kitchen and digging holes for plants in the garden.

During our science lessons we have been looking at life cycles and habitats of different animals, which has also crossed over with some of the activities during our literacy and numeracy lessons. In art we have explored what happens when different colours mix together and painting using fingers, hands, sponges, feathers and more.

Andre, April, Ethan, Evia, Chloe, Carter, Rishi, Sadak and Phoenix hope you enjoy their masterpieces! "

Ashlee Rowley - Class Teacher



Photo Day

As you may be aware there may be possible Union Action. Due to the high risk, Gail has made the decision to change the date for the school photos so no children or families are compromised.

I apologise for any inconvenience this may cause. The new date for Photo Day will be

Tuesday 5th September Week 7.

Thankyou,
Gail



Banksia 2

How fantastic to be out in the kitchen and garden with the lovely weather. Banksia 2 have been enjoying the Kitchen garden program and love working with the educators TJ and JP. During kitchen garden session the class is split into two groups. While one group is cooking the other group is working in the garden.

Kitchen – Last session students worked with TJ to cook home made pumpkin ravioli in a burnt butter and sage sauce. The teamwork shown by all of the students in banksia 2 was impressive as they made a huge batch of delicious ravioli.

Garden- in the garden students are put to work by JP their garden educator and cleared out some garden beds to make room for the coming seasons crops. They were also working to create some new yabby homes for the yabbies' in the aquaponics program at school.

Tuesday Godfrey-
Class Teacher



Home made pumpkin




Jason cooking up a storm!



Harry the Sheep



Enjoying the sunshine in the garden



Yabbies!

Eucalyptus 5

EU5 have been busy taking part in lots of outdoor learning in the garden. We have been learning how to use the gardening equipment safely while we help to weed and prepare the beds for planting. It was really hard work digging the soil and making sure that all the weeds were gone. JP taught us how to plant pumpkins and we enjoyed making little holes in the soil and dropping the seeds in. Watering them was by far the favourite part of it all! Everyone made sure that the seeds were definitely NOT thirsty anymore! We had great fun moving the plants onto the shelves and even had a sample taste of the lettuce plants. Harry the lamb was also on hand to keep us entertained and even let us feed him. It will be exciting to watch the vegetables grow and then use them as ingredients in our cooking sessions. We baked chocolate and beetroot cake this week...delicious!

Clare Harvey - Class Teacher



Christie Downs Primary School

50th Anniversary

School Tours & Memorabilia Display 22nd September

This year we are celebrating 50 years at Christie Downs Primary School.

Anniversary school tours will include a memorabilia display and light refreshments

Tours are available at the following times:

9:30-10, 10-10:30, 10:30-11,
12-12:30, 1:30-2, 2-2:30

Please contact the school to book on 83823266 or email nicole.young884@schools.sa.edu.au before 14th September.

Hopgood Performance

Please ensure you have returned the **HOPGOOD PERMISSION SLIP** that tells us if your child/ren will be collected during interval at the performance. Please note that if you do collect your child/ren during interval you cannot return to the performance.

There will be snacks and drinks provided backstage for the students.

Please also return the **MEDIA CONSENT** form that gives permission for us to video the performance and take photos.


Please do not take photos or record on your own devices during the performance.

Thankyou,
Front Office.

Learning Together Community

Christie Downs Playgroups

Come and join us for playgroup! Your child will learn through play (and have lots of fun of course!)



Playgroup will give your child the opportunity to develop the following skills– literacy, numeracy, social/emotional, fine and gross motor. It will also help them become familiar with routines and develop dispositions for learning like curiosity, resourcefulness and confidence.

When: Tuesdays AND Fridays 9:30 -11am during the school term

Where: Learning Together Communities building at Christie Downs Primary School

(Enter via Justin Crescent carpark)

Cost: FREE

Please drop into Learning Together Communities building or call 8382 5950 for more information.



SPECIAL
PERSON

Father's DAY STALL

OUR FUNDRAISING COMMITTEE
WILL BE HOLDING A SPECIAL
PERSON/FATHERS DAY STALL
IN THE HALL


THURSDAY 31ST AUGUST

9:00 - 1:00PM

PRICES \$2 - \$4

PLEASE BRING A BAG TO
TAKE GOODS HOME IN
THANK YOU

school photographs are coming up soon



Group presentation format is chosen by your school. Format may vary from options shown.



Perfect for track frames.



12x17.5mm



20x31mm



35x47.5mm



35x47.5mm



35x47.5mm



35x47.5mm



35x47.5mm



43x67mm



53x74mm



20x31mm



35x47.5mm



35x47.5mm



35x47.5mm

48 Personalised Stickers

Please note: Traditional, Composite or High-Resolution Virtual Group format is chosen by your school. Sibling photos, if available, can also be ordered online and must be ordered prior to your photo day. A late fee will apply for photos purchased after ordering has closed.

how to order

PLEASE NOTE
CHANGE OF DATE
TUES WEEK 7
5/9/23

order online

Online payment options include Visa, Mastercard and PayPal.

STEP 1

Go to www.advancedlife.com.au on your computer, phone or tablet.

STEP 2

Enter your school code:
3XN T6D DBW
in the 'order and download' box.
This will take you to your school's secure online ordering site.



STEP 3

Click on 'Order Photos' and complete your details and procedures. During this process you can place orders for additional children at your school and sibling photos, if available.

cash/envelope ordering

Your school prefers orders to be placed online. However, if you are unable to order online, please complete your order using the order envelope provided.

STEP 1

Complete a separate order envelope for each individual child's package/s ordered. If ordering for more than one child, payment should be enclosed in the envelope of the eldest child and this should be indicated on the envelope of the other child/children (the envelope that does not have cash enclosed).

STEP 2

Enclose exact cash payment in one envelope for the package/s you are ordering. Payment for more than one child should be in the eldest child's envelope and marked at the bottom of the envelope in the space provided.

STEP 3

Return your completed envelope/s, with correct cash payment, to our photographers on the day.

Please note: You must enclose exact correct payment, as change is not available. Credit card payments can only be made online and we no longer accept cheques. There is a separate envelope for sibling photo orders, should your school choose to offer sibling photos.

School photographs will be returned approximately 6 weeks after the day of photography.

Please note this delivery timeframe is dependant on proofing and additional photography days at your school.


IMPORTANT - "not for publication" students

If you have instructed your school that your child's image is "not for publication" (sometimes called "do not publish" or "not for media release" instructions), the school will ensure that your child is not presented to our photographers on photo day and school photographs will not be available for purchase. If you wish to change your instruction, then you must notify your school, so they change their records and identify your child as able to be photographed for school photography purposes. All students presented to our photographers by your school on photo day will be photographed, their images will appear in school photography packages with their fellow students and these packages will be available to purchase by all families.

Contact us: www.advancedlife.com.au/contact

advancedlife
school photography & printing specialists

TERM 3 2023 DIARY DATES

	MONDAY	TUESDAY	WEDNESDAY	THURSDAY	FRIDAY
WEEK 1	24/7	25/7	26/7	27/7	28/7
WEEK 2	31/7	1/8	2/8	3/8	4/8
WEEK 3	7/8	8/8	9/8	10/8	11/8
WEEK 4	14/8	15/8	16/8	17/8	18/8
WEEK 5	21/8	22/8	23/8	24/8	25/8
	Book Week 21/8 - 25/8				
WEEK 6	28/8	29/8	30/8	31/8	1/9
				Father's Day Stall	
WEEK 7	4/9	5/9	6/9	7/9	8/9
		School Photos		Hopgood Performance	
WEEK 8	11/9	12/9	13/9	14/9	15/9
WEEK 9	18/9	19/9	20/9	21/9	22/9
					School Open 50 Year Tour
WEEK 10	25/9	26/9	27/9	28/9	29/9
					Last Day Term 3 Celebration Assembly 50 Years Early Dismissal 2pm